

Genus *Serradinga* Henning & Henning, 1996 Speckled Widows

Metamorphosis 7 (4): 163 (153-172).

Type-species: *Leptoneura bowkeri* Trimen, by original designation.

The genus *Serradinga* belongs to the Family Nymphalidae Rafinesque, 1815; Subfamily Satyrinae Boisduval, 1833; Tribe Dirini Verity, 1953. The other genera in the Tribe Dirini in the Afrotropical Region are *Paralethe*, *Aeropetes*, *Tarsocera*, *Torynesis*, *Dira* and *Dingana*.

Serradinga (**Speckled Widows**) is an Afrotropical genus containing three species, restricted to South Africa and Lesotho.

Diagnosis. Nearest to *Dingana* van Son, from which it differs in legs, wing venation and genitalia. Major differences in males include: Middle leg shorter than hind leg; in *Dingana* middle leg is longer (femur + tibia + tarsus). Middle leg tibia more strongly spined than in *Dingana*, with stout spine at dorsal distal end; weakly developed in *Dingana*. Anterior leg with distal segments narrower and longer than in *Dingana*. Base of hindwing with upper median further from subcostal vein than in *Dingana* and originating lower; often joined beyond origin of subcostal vein. Forewing cell proportionally shorter than in *Dingana*. Hindwing median discocellular less than half length of lower discocellular; in *Dingana* median discocellular is two-thirds length of lower discocellular. Valve with large sclerotized process and rows of large teeth; not found in *Dingana*. Uncus acute distally; not forked as in *Dingana*. Aedeagus not tubular as in *Dingana* but broader centrally, tapering posteriorly.

Characters. Adult. Antennae with about 36-37 joints; club gradual but less so than in *Dingana*; eleven-jointed. Palpi obliquely upturned; first joint large, about one-third length of second. Eyes hairy. Anterior legs of both sexes strongly reduced and hidden among hairs of thorax; tibiae more than half the length of femora; tarsi of male larger than in *Dingana*; of female smaller than in *Dingana*. Functional legs short and slender; tarsi with paronchia and pulvilli. Middle leg slightly shorter than hind leg; tibia of middle leg strongly spined. Wing venation: Forewing: Sc not conspicuously swollen near base, but gradually tapering; R₁ and R₂ from cell before upper angle; R₃-R₅ stalked. Upper discocellular very short, much less than half length of median discocellular; the latter incurved; lower discocellular four times length of median discocellular, slightly incurved (excurved in *Dingana*); M₃ from lower angle; CuA₁ arising nearer to M₃ than to CuA₂. Hindwing: Upper median runs along Sc from about one-third of distance from base to origin of precostal spur (well beyond origin of precostal spur in *Dingana*), without any connection; Rs from upper angle; upper discocellular less than half length of median discocellular, obliquely angled; median discocellular less than half length of lower discocellular, both incurved. M₃ from lower angle; CuA₁ from a little before lower angle. Genitalia. Male: Uncus about half length of tegumen, straight, tapered at tip; scaphium long, straight, truncate distally; falces short; valve elongate with large, highly sclerotized, toothed processes; juxta strongly sclerotized; aedeagus narrow, elongate, tapering distally; saccus much shorter than valve (longer in *Dingana*). Female: Anal lobes very broad; posterior apophyses vestigial (not vestigial in *Dingana*), rounded at tip; ostium bursae merely a diagonal sclerotized band running from a transversely elongated

raised ridge; ductus bursae funnel-shaped, sclerotized; bursa without signa. Early stages: Egg domed; not as high as wide; basally flattened; much lower dome than in *Dingana*. Larva usually with five instars; rather similar to *Dingana*; setae of final instar pointed. Pupa: Similar in shape to pupa of *Dira* (Henning & Henning, 1996).

****Serradinga bowkeri* (Trimen, 1870)#**
Dark Speckled Widow

Leptoneura bowkeri Trimén, 1870. *Transactions of the Entomological Society of London* **1870**: 347 (341-390).

Leptoneura bowkeri Trimén, 1870. Trimén & Bowker, 1887a.

Dira bowkeri Trimén. Swanepoel, 1953a.

Dingana bowkeri (Trimén, 1870). Dickson & Kroon, 1978.

Dingana bowkeri (Trimén, 1870). Pringle *et al.*, 1994: 56.

Serradinga bowkeri (Trimén, 1870). Henning & Henning, 1996: 165 **comb. n.**



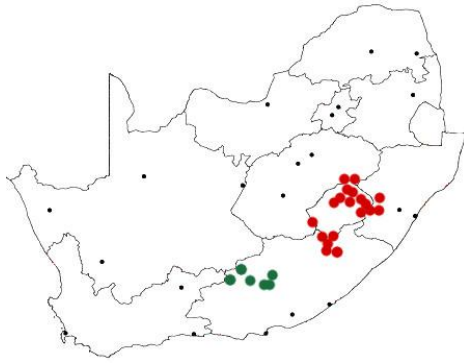
Serradinga bowkeri bowkeri. Male (Wingspan 53 mm). Left – upperside; right – underside.
Moteng Pass, Lesotho. 29 January 2007. M. Williams.
Images M.C. Williams ex Williams Collection.



Serradinga bowkeri bowkeri. Female (Wingspan 53 mm). Left – upperside; right – underside.
Sehonghong Valley, Lesotho. 12 January 2003. J. Dobson.
Images M.C. Williams ex Dobson Collection.

Alternative common name: Hoogland Bergweduwee (ssp. *bowkeri*); Karoo Bergweduwee (ssp. *bella*) (Afrikaans).

Type locality: [Lesotho]/[South Africa]: “Basuto, Koro-Koro, Bashee River, Karkloof, Natal”.



Distribution:

South Africa (Free State Province, KwaZulu-Natal, Eastern Cape Province), Lesotho [ssp. *bowkeri* – red dots]

Eastern Cape Province, Northern Cape Province [ssp. *bella* – green dots]

Distribution: South Africa, Lesotho.

Habitat: Alpine grassland. Flies in numbers on steep, grassy slopes.

Habits: The flight is slow, with shallow wing beats, just above the level of the grass (Pringle *et al.*, 1994). Specimens frequently stop flying to feed from small flowers. On sunny days they are usually on the wing in the early morning; by 11:00 most have found shady places in patches of long grass or near large rocks and banks, where they rest for long periods.

Flight period: October to February (Pringle *et al.*, 1994).

Early stages:

Clark, *in* Van Son, 1955: 74 [as *Dingana bowkeri bowkeri*; egg and short description of each larval instar].

“**Egg.** Broadly dome-shaped, 0.95 mm in diameter by 0.75 mm high, but the exact size varies with different females; the colour is pale yellow, darkening later, and when ready to hatch, the speckled head of the larva is clearly visible through the shell; there is a very faint netting tracery over the surface; the egg-stage is about twelve days.

Larva. There are five larval instars. The newly-hatched larva is 2 mm long, white with pink dorsal and lateral stripes. The second and third instars are rather similar to *dingana*, but the colour of the stripes is more pinkish. In the last two instars the colour of the stripes is dark fuscous touched with black, and the dorsal stripe of the final instar is very broad and double, each half edged with black; posteriorly, it is fused and truncate, anteriorly it comes to a point behind the head; lateral line fuscous, broad, with diagonal light patches in the anterior half of each segment. The setae, as in *dingana*, are all pointed distally. The head of the final instar is greenish, with fuscous markings. **Pupa.** Of the same shape as in *dingana*; no colour details have been given so far.”

Larval food:

(Presumably) *Merxmuellera* species (Poaceae) [Mc Master, *in* Dickson & Kroon, 1978: 39; as *Danthonia* species].

Serradinga bowkeri bowkeri (Trimen, 1870)#

Dark Speckled Widow

Leptoneura bowkeri Trimen, 1870. *Transactions of the Entomological Society of London* **1870**: 347 (341-390).

Dira bowkeri (Trimen, 1870). Swanepoel, 1953.

Dingana bowkeri bowkeri (Trimen, 1870). Pringle *et al.*, 1994: 56.

Serradinga bowkeri bowkeri (Trimen, 1870). Henning & Henning, 1996: 165 **comb. n.**



Serradinga bowkeri bowkeri. Male (Wingspan 53 mm). Left – upperside; right – underside.
Moteng Pass, Lesotho. 29 January 2007. M. Williams.
Images M.C. Williams ex Williams Collection.



Serradinga bowkeri bowkeri. Female (Wingspan 53 mm). Left – upperside; right – underside.
Sehonghong Valley, Lesotho. 12 January 2003. J. Dobson.
Images M.C. Williams ex Dobson Collection.

Type locality: [Lesotho]/[South Africa]: “Basuto, Koro-Koro, Bashee River, Karkloof, Natal”.

Distribution: South Africa (Free State Province, KwaZulu-Natal, Eastern Cape Province), Lesotho.

Specific localities:

Free State Province – Golden Gate Highlands N.P. (Mecenero *et al.*, 2013).

KwaZulu-Natal – Giant’s Castle.

Eastern Cape Province – Witteberg Mountains (Henning & Henning, 1996); Ugie (Mecenero *et al.*, 2013).

Lesotho – Koro-Koro (TL); Thaba Putsoa Mountains (Henning & Henning, 1996); Maluti Mountains (Henning & Henning, 1996); Moteng Pass; Sehonghong Valley.

***Serradinga bowkeri bella* (van Son, 1955)#
Karoo Dark Speckled Widow**

Dingana bowkeri bella van Son, 1955. *Transvaal Museum Memoirs* No. 8: 76 (1-166).

Dingana bowkeri bella Van son, 1955. Dickson & Kroon, 1978.

Dingana bowkeri bella Van Son, 1955. Pringle *et al.*, 1994: 56.

Serradinga bowkeri bella (van Son, 1955). Henning & Henning, 1996: 165 **comb. n.**



Serradinga bowkeri bella. Male (Wingspan 53 mm). Left – upperside; right – underside.
Swaershoek Pass, Cradock, Eastern Cape Province, South Africa. 7 December 1997. A. Curle.
Images M.C. Williams ex Henning Collection.



Serradinga bowkeri bella. Female (Wingspan 50 mm). Left – upperside; right – underside.
Mountain Zebra National Park, Eastern Cape Province, South Africa. 13 December 1967. J. McMaster.
Images M.C. Williams ex Henning Collection.

Type locality: South Africa: “Richmond, Cape Province”.

Diagnosis: Much larger than nominate subspecies; forewing length about 30 mm; postdiscal markings proportionally smaller and rounder; ground colour lighter; dark markings on underside reduced (Henning & Henning, 1996).

General remarks: Discovered by Miss S. Viljoen near Richmond in December 1908, when she collected a single specimen. Found subsequently, in numbers, by Cameron McMaster and Clive Quickelberge in the Mountain Zebra National Park, near Cradock. Because specimens of the nominate subspecies have been found on the nearby Camdeboo Mountains by Ernest Pringle *bella* may be specifically distinct (Henning & Henning, 1996).

Distribution: South Africa (Eastern Cape Province, Northern Cape Province).

Specific localities:

Eastern Cape Province – Mountain Zebra National Park (McMaster and Quickelberge).

Northern Cape Province – Richmond district (TL; S. Viljoen).

****Serradinga clarki* (van Son, 1955)#**
Bronze Speckled Widow



Bronze Speckled Widow (*Serradinga clarki*) male upper- and underside.
Images courtesy Steve Woodhall.



Bronze Speckled Widow (*Serradinga clarki*) female upper- and underside. Loteni, KwaZulu-Natal. Female on right is ovipositing.
Images courtesy Steve Woodhall.

Dingana bowkeri clarki van Son, 1955. *Transvaal Museum Memoirs* No. 8: 75 (1-166).

Dingana bowkeri clarki Van son, 1955. Dickson & Kroon, 1978.

Dingana bowkeri clarki Van Son, 1955. Pringle *et al.*, 1994: 56.

Serradinga clarki (van Son, 1955). Henning & Henning, 1996: 166 **stat. n., comb. n.**



Serradinga clarki clarki. Male (Wingspan 50 mm). Left – upperside; right – underside.
Gaika's Kop, Eastern Cape Province, South Africa. 1 January, 2002. M. Williams.
Images M.C. Williams ex Williams Collection.

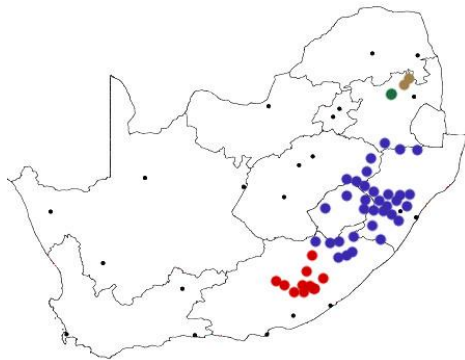


Serradinga clarki clarki. Female (Wingspan 49 mm). Left – upperside; right – underside.
Mount Kemp, Eastern Cape Province, South Africa. 26 January 1963. W. Teare.
Images M.C. Williams ex Henning Collection.

Alternative common names: Platorand Bergweduwee (ssp. *clarki*); Verloren Vallei Bergweduwee (ssp. *amissivallis*); Drakensberg Platorand Bergweduwee (ssp. *dracomontana*); Oostelike Platorand Bergweduwee (ssp. *ocra*) (Afrikaans).

Type locality: South Africa: “Somerset East, Cape Province”.

Diagnosis: Differs from *Serradinga bowkeri* in the following respects: Smaller (forewing length about 23 mm); wings more elongated; forewing outer margin rounder; smaller postdiscal spots. Male genitalic differences include: Scaphium more pointed; juxta truncate anteriorly, its sides not strongly emarginate posteriorly; valve shorter and broader; saccus shorter and arched; toothed process with much smaller teeth and not narrowed centrally (Henning & Henning, 1996).



Distribution:

Eastern Cape Province [ssp. *clarki* – red dots].

Mpumalanga [ssp. *amissivallis* – green dot].

Mpumalanga, Free State Province, KwaZulu-Natal,
Eastern Cape Province, Lesotho [ssp. *dracomontana* – blue
dots].

Mpumalanga [ssp. *ocra* – brown dots].

Distribution: South Africa.

Habitat: Highland Sourveld (subspecies *clarki* and *dracomontana*); North-Eastern Sandy Highveld (subspecies *amissivallis*); North-Eastern Mountain Sourveld (subspecies *ocra*). Subspecies *amissivallis* inhabits the fringes of marshes, at about 2 000 m (Henning & Henning, 1996).

Habits: All of the subspecies fly relatively slowly, at high altitudes, just above the tops of the grass.

Flight period: Recorded in October (subspecies *ocra*), November (subspecies *dracomontana*, *amissivallis*, and *ocra*), and December (subspecies *amissivallis* and *ocra*).

Early stages: Nothing published.

Larval food: Nothing published.

Serradinga clarki clarki (van Son, 1955)#
Bronze Speckled Widow

Dingana bowkeri clarki van Son, 1955. *Transvaal Museum Memoirs* No. 8: 75 (1-166).

Dingana bowkeri clarki Van son, 1955. Dickson & Kroon, 1978.

Dingana bowkeri clarki Van Son, 1955. Pringle *et al.*, 1994: 56.
Serradinga clarki (van Son, 1955). Henning & Henning, 1996: 166 **stat. n., comb. n.**



Serradinga clarki clarki. Male (Wingspan 50 mm). Left – upperside; right – underside.
Gaika's Kop, Eastern Cape Province, South Africa. 1 January, 2002. M. Williams.
Images M.C. Williams ex Williams Collection.



Serradinga clarki clarki. Female (Wingspan 49 mm). Left – upperside; right – underside.
Mount Kemp, Eastern Cape Province, South Africa. 26 January 1963. W. Teare.
Images M.C. Williams ex Henning Collection.

Type locality: South Africa: “Somerset East, Cape Province”.

Diagnosis: Compared to the other three subspecies the nominate has the postdiscal spots of the forewing reduced to four small white spots, the remainder being indicated by minute rusty-brown spots; the latter may even be obsolete (Henning & Henning, 1996).

Distribution: South Africa (Eastern Cape Province).

Specific localities:

Eastern Cape Province – Somerset East (TL); Katberg (Swanepoel, 1953); Winterberg (Swanepoel, 1953); Cathcart (Swanepoel, 1953); Cala (Swanepoel, 1953); Aliwal North (Swanepoel, 1953); Gaika's Kop (Swanepoel, 1953; male illustrated above); Stutterheim (Pringle *et al.*, 1994); Hofmeyer (Mecenero *et al.* 2013); Dordrecht (Mecenero *et al.* 2013).

Serradinga clarki amissivallis Henning & Henning, 1996#
Dullstroom Bronze Speckled Widow

Serradinga clarki amissivallis Henning & Henning, 1996. *Metamorphosis* 7 (4): 167 (153-172).



Serradinga clarki amissivallis. Male (Wingspan 52 mm). Left – upperside; right – underside.
Verlorenvallei, Mpumalanga, South Africa. 6 November 2010. M. Williams.
Images M.C. Williams ex Williams Collection.



Serradinga clarki amissivallis. Female paratype (Wingspan 49 mm). Left – upperside; right – underside.
Verloren Vallei, Mpumalanga Province, South Africa. 26 January 1988. R. Warren.
Images M.C. Williams ex Henning Collection.

Type locality: South Africa: “Mpumalanga, Verlorenvallei, 30°05'E., 25°18'S., 27.xi.1994, G.A. Henning”. Described from 15 males and 10 females. Holotype in the Transvaal Museum, Pretoria.

Diagnosis: Postdiscal spots creamy-yellow and smaller than *dracomontana* but not as small as in nominate subspecies. Ground colour darker than in other subspecies. Wing-shape distinctly elongated. Uncus more robust than in other subspecies, valves somewhat narrower than in *dracomontana* and saccus not as bulbous or as arched (Henning & Henning, 1996).

Description:

“**Male.** Forewing lengths: 21.5-25.5 mm, mean 23.3 mm (n=11); antenna-wing ratio: 0.37-0.40, mean 0.39 (n=11). Wings, upperside. Forewing dark brown with a strong coppery sheen; subapical area with a black ocellus in area R₅, a smaller ocellate spot in M₁; postdiscal spots creamy-yellow and small, largest in R₅ being almost square, those in M₃, CuA₁ and CuA₂ much smaller and occasionally orange-red in colour. Hindwing: with a postdiscal series of small black, white pupilled-ocelli encircled with indistinct orange-red rings in areas CuA₁-Rs. Underside. Forewing: subapical ocellate spots present; postdiscal spots as on upperside but slightly smaller. Hindwing: with a subbasal dark line edged outwardly with whitish and strongly excurved on veins, from costa to a little inwards from vein 2A and intersecting cell just before origins of veins Rs and CuA₂; a broader dark irregular discal line, edged with greyish-white on inner side and acutely angled outwards in area M₂, from costa beyond middle to vein 2A at about one-fifth of that vein from wing margin; postdiscal series of small black ocelli with minute white pupils, slightly smaller than on upperside, without reddish rings, but encircled with a narrow dark concentric ring; triple dark marginal lines, the innermost being broader but fainter. Genitalia. Uncus broad and strongly arched; valves somewhat elongate, toothed process prominent with small teeth; saccus not strongly bulbous or arched. **Female.** Forewing lengths: 24.5 mm (n=2); antenna-wing ratio: 0.38-0.40, mean 0.39 (n=2). Wings slightly more rounded and elongated than in male. Wings, upperside. Markings as in male but with postdiscal spots broader; ground colour slightly paler. Underside. Similar to male, but hindwing with slightly more extensive light markings and ground colour paler.”

Etymology: Specific name derived from a flippant translation of the Afrikaans ‘Verlorenvallei’ (lost valley) (Henning & Henning, 1996).

Distribution: South Africa (Mpumalanga).

Specific localities:

Mpumalanga – Verlorenvlei [25°18'S; 30°05'E.] (TL); Middelpunt, between Belfast and Dullstroom (F. Krige, in African Butterfly News, 2021 no.1: 21).

Conservation status: Classified as Rare – Habitat Specialist and Restricted Range by Mecenero *et al.*, 2013.

Serradinga clarki dracomontana Henning & Henning, 1996#
Drakensberg Bronze Speckled Widow

Serradinga clarki dracomontana Henning & Henning, 1996. *Metamorphosis* 7 (4): 166 (153-172).



Serradinga clarki dracomontana. Male (Wingspan 53 mm). Left – upperside; right – underside.
Mount Gilboa, KwaZulu-Natal, South Africa. 13 October 2012. J. Dobson.
Images M.C. Williams ex Dobson Collection.



Serradinga clarki dracomontana. Female (Wingspan 47 mm). Left – upperside; right – underside.
Wakkerstroom, Mpumalanga Province, South Africa. 7 November 2004. J. Dobson.
Images M.C. Williams ex Dobson Collection.

Type locality: South Africa: “KwaZulu-Natal, Bushmans Nek, 2600m, 17.xi.1979, S.H. Henning.” Described from six males and nine females. Holotype in Transvaal Museum, Pretoria.

Diagnosis: Postdiscal spots creamy-white; whiter and larger than in nominate subspecies. Larger than nominate subspecies with more rounded wings. Male genitalia with slightly broader valve; saccus not as strongly arched as in nominate subspecies (Henning & Henning, 1996).

Description:

“**Male.** Forewing lengths: 22.9-25.5 mm, mean 23.9 mm (n=6); antenna-wing ratio: 0.38-0.41, mean 0.39 (n=6). Wings, upperside. Forewing dark brown with a strong coppery sheen; subapical area with a black ocellus in area R₅, a smaller ocellate spot in M₁; postdiscal spots small and creamy-white in colour; in some specimens becoming tinged with reddish in M₃-CuA₂; largest in R₅ being almost square, those in M₃, CuA₁ and CuA₂ smaller. Hindwing: with a postdiscal series of small black, white-pupilled ocelli encircled with indistinct orange-red rings in areas CuA₁-Rs. Underside. Forewing: subapical ocellate spots present; postdiscal spots as on upperside but slightly

smaller. Hindwing: with a subbasal dark line edged outwardly with whitish and strongly excurved on veins from costa to a little inwards from vein 2A and intersecting cell just before origins of veins Rs and CuA₂; a broader dark discal line, edged with greyish white on inner side and acutely angled outwards in area M₂, from costa beyond middle to vein 2A at about one-fifth of that vein from wing margin; postdiscal series of small black ocelli with minute white pupils, slightly smaller than on upperside, without reddish rings, but encircled with a narrow dark concentric ring; triple dark marginal lines, the innermost being broader but fainter. Genitalia: Valve slightly broader than in nominate subspecies, saccus not as strongly arched. **Female.** Forewing lengths: 22.0-26.2 mm, mean 23.9 mm (n=9); antenna-wing ratio: 0.36-0.38, mean 0.37 (n=9). Wings slightly more rounded and elongated than in male. Wings, upperside. Markings as in male but with postdiscal spots broader; ground colour slightly paler. Underside. Similar to male, but hindwing with slightly more extensive light markings and ground colour paler.”

Etymology: The name means ‘dragon mountain’, in reference to the Drakensberg Mountains (Henning & Henning, 1996).

Distribution: South Africa (Mpumalanga – south, Free State Province – east, KwaZulu-Natal, Eastern Cape Province – north-east. On the Drakensberg escarpment, in all four Provinces), Lesotho.

Specific localities:

Mpumalanga – Wakkerstroom (Pringle *et al.*, 1994).

Free State Province – Harrismith (Swanepoel, 1953); Fouriesburg (Swanepoel, 1953); Clarens (Pringle *et al.*, 1994); Golden Gate Highlands National Park.

KwaZulu-Natal – Bushman’s Nek, 2 600 m (TL); Karkloof (Swanepoel, 1953); Weenen (Swanepoel, 1953); Kokstad (Swanepoel, 1953); Donnybrook (Pringle *et al.*, 1994); Mooi River (Pringle *et al.*, 1994); Paulpietersburg (Mecenero *et al.* 2013).

Eastern Cape Province – Maclear (Mecenero *et al.* 2013)

Serradinga clarki oca Henning & Henning, 1996#
Long Tom Bronze Speckled Widow

Serradinga clarki oca Henning & Henning, 1996. *Metamorphosis* 7 (4): 169 (153-172).



Serradinga clarki oca. Male (Wingspan 51 mm). Left – upperside; right – underside.
Sterkspruit Nature Reserve, Mpumalanga, South Africa. 6 November 2010. M. Williams.
Images M.C. Williams ex Williams Collection.



Serradinga clarki oera. Female paratype (Wingspan 49 mm). Left – upperside; right – underside.
Long Tom Pass, Mpumalanga Province, South Africa. 16 November 1995. A. Curle.
Images M.C. Williams ex Henning Collection.

Type locality: South Africa: “Mpumalanga, Long Tom Pass, 25°05'S., 30°32'E., 1900m, 16.xi.1995, A.I. Curle.” Described from 21 males and eight females. Holotype in the Transvaal Museum, Pretoria.

Diagnosis: Postdiscal markings more rounded and the lower spots are larger than in other subspecies and distinctly orange-red in colour. The wings are distinctly more rounded than in the other subspecies. Valve of the male genitalia broader and shorter with less prominent sclerotized process (Henning & Henning, 1996).

Description:

“**Male.** Forewing lengths: 22.0-25.5 mm, mean 23.4 mm (n=9); antenna-wing ratio: 0.37-0.41, mean 0.39 (n=9). Wings, upperside. Forewing dark brown with a strong coppery sheen; subapical area with a black ocellus in area R₅, a smaller ocellate spot in M₁; postdiscal spots small, largest in R₅ being almost square and creamy-white, those in M₃, CuA₁ and CuA₂ smaller and orange-red in colour. Hindwing: with a postdiscal series of small black, white pupilled-ocelli encircled with indistinct orange-red rings in areas CuA₁-Rs. Underside. Forewing: subapical ocellate spots present; postdiscal spots as on upperside but slightly smaller. Hindwing: with a subbasal dark line edged outwardly with whitish and strongly excurved on veins, from costa to a little inwards from vein 2A and intersecting cell just before origins of veins Rs and CuA₂; a broader dark discal line, edged with greyish-white on inner side and acutely angled outwards in area M₂, from costa beyond middle to vein 2A at about one-fifth of that vein from wing margin; postdiscal series of small black ocelli with minute white pupils, slightly smaller than on upperside, without reddish rings, but encircled with a narrow dark concentric ring; triple dark marginal lines, the innermost being broader but fainter. Genitalia. Similar to nominate subspecies but valves very broad, toothed process not as prominent. **Female.** Forewing lengths: 23.0-23.3 mm, mean 23.2 mm (n=2); antenna-wing ratio: 0.39 (n=2). Wings slightly more rounded and elongated than in male. Wings, upperside. Markings as in male but with postdiscal broader; ground colour slightly paler. Underside. Similar to male, but hindwing with slightly more extensive light markings and ground colour paler.”

Etymology: The subspecies name is derived from the orange-red colour of the markings (Henning & Henning, 1996).

Distribution: South Africa (Mpumalanga).

Specific localities:

Mpumalanga – Long Tom Pass, 1 900 m [25°05'S., 30°32'E.] (TL); Klipbankspruit, Sabie District (Henning & Henning, 1996); Sterkspruit Nature Reserve [25° 08.521'S; 30° 37.234'E] (Williams; male and female illustrated above).

****Serradinga kammanassiensis* (Henning & Henning, 1994)#**
Kammanassie Speckled Widow

Dingana bowkeri kammanassiensis Henning & Henning, 1994. *In*: Pringle, Henning, & Ball [eds] *Pennington's butterflies of southern Africa* 2nd edition: 56 (800pp.). Struik-Winchester, South Africa.

Serradinga kammanassiensis (Henning & Henning, 1994). Henning & Henning, 1996: 171 **stat. n., comb. n.**



Serradinga kammanassiensis. Male (Wingspan 56 mm). Left – upperside; right – underside.

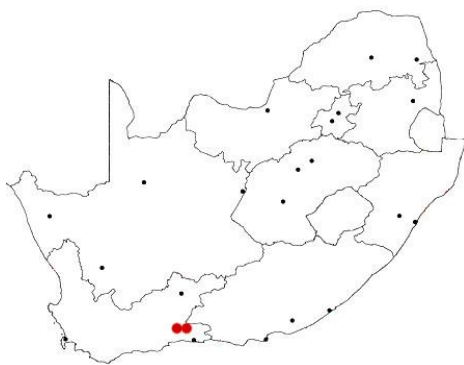
Kammanassie Mountain, Western Cape Province, South Africa. 16 December 2009. J. Dobson.
Images M.C. Williams ex Dobson Collection.



Serradinga kammanassiensis. Female paratype (Wingspan 55 mm). Left – upperside; right – underside.
Kammanassie Mountain, Western Cape Province, South Africa. 7 December 1981. J. Ball.
Images M.C. Williams ex Henning Collection.

Type locality: South Africa: “South Africa, Mannetjiesberg, Kammanassie Mountains, near Uniondale, 11 Dec. 1978, J.B. Ball.” Described from 23 males and five females. Holotype in the Transvaal Museum (Pretoria).

Diagnosis: Smaller than *Serradinga bowkeri*; forewing more rounded; wing shape characteristically angled; postdiscal spots in forewing upperside of male smaller; ground colour darker; hindwing ocellate spots less distinct with orange rings even more reduced and in some specimens hardly visible; hindwing underside markings reduced and submarginal dark line, found in all other species, absent. Male genitalia similar to those of *Serradinga clarki clarki* but with uncus broader posteriorly, juxta anteriorly almost twice as broad and extended dorsally, valves slightly broader and narrowing abruptly distad to a point, saccus very narrow and not bulbous as in *Serradinga clarki clarki* (Henning & Henning, 1996).



Distribution: South Africa –
Western Cape Province.

Distribution: South Africa (Western Cape Province).

Specific localities:

Western Cape Province – upper slopes of the Kammanassie Mountains (TL).

Habitat: False Macchia (fynbos) (Henning & Henning, 1996).

Habits: The flight is leisurely, over steep grassy hillsides. Specimens settle frequently, often in the shade of banks (Pringle *et al.*, 1994).

Flight period: Recorded in December.

Early stages: Nothing published.

Larval food:

Merxmullera species (Poaceae) [Woodhall, 2005a].

Conservation status: Classified as Rare – Restricted Range by Mecenero *et al.*, 2013.